

Orchid VMS Post-Installation Checklist

- ❑ Orchid is licensed for correct **camera count**; not in Trial mode.

Orchid Activation

Orchid has been activated.

Edition	Cameras Licensed	Archive Retention	Support Expiration	Activation Code
Tuition	128	Unlimited	Sunday, February 26, 2027	8F779-ABA38-6F276-362CA

- ❑ Live Report shows correct available **disk space**.

Disk Utilization



- ❑ Live Report shows all camera statuses as **running** with last archive less than 1 minute ago.

Active Stream Status

Camera / Stream	Status	Last Archive	Actions
Audio test / profile_1 h264	running	0 seconds	Preview Restart Verify
CEO Office / stream_e4932b27	running	0 seconds	Preview Restart Verify

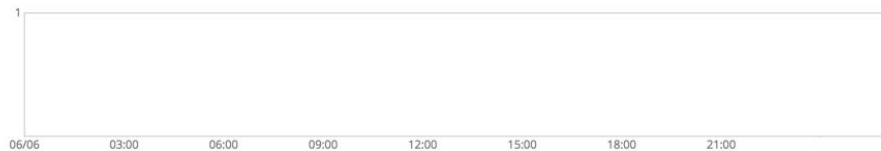
- ❑ Daily Report shows no unexpected **restart events**.

Time Selection

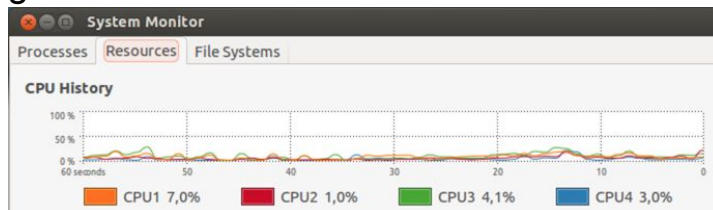
From: Jun 6, 2017 - 00:00

To: Jun 6, 2017 - 23:59

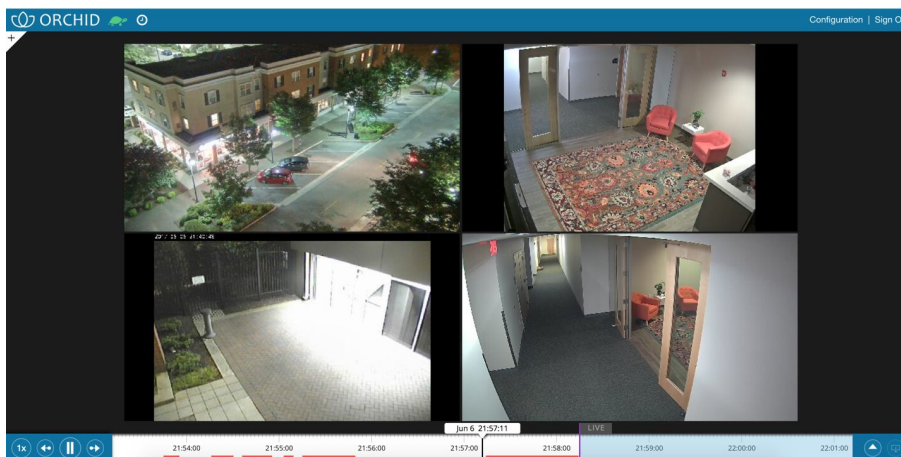
Server Events



- ❑ CPU and memory usage are **below 80%** with all cameras on the Orchid stage.



- ❑ Live and recorded **video is viewable** for all cameras.



- ❑ Verify USB cable is connected between the UPS (battery backup) and the Orchid computer/appliance.



- ❑ Remove the **UPS** (battery backup) power plug from the wall outlet and confirm graceful shutdown of Orchid computer/appliance. **Start** computer once test is complete.

Facility Name & Address: _____

Installation Co. Name: _____ Completion Date: _____

Tech Name: _____ Tech Signature: _____